




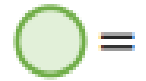


Tuesday's Numeracy-Pictograms

Favourite Fruit

| Fruit | Tally | Fruit | |
|--------|---|--------|---|
| Banana |  | Banana | |
| Grape |  | Grape | |
| Pear |  | Pear | |
| Apple |  | Apple |  |

Key



1. Using the information from the Tally chart, complete the pictogram.

2. What fruit is the most popular to eat?



3. What fruit is the least popular to eat?

4. How many more people preferred pears compared to bananas?


5. How many people took part in the survey?

Who scored the most goals?

| Name | Tally |
|---------|-------|
| Teddy | |
| Annie | |
| Amir | |
| Whitney | |

| | | | |
|--|-------|------|---------|
|   | | | |
| Teddy | Annie | Amir | Whitney |

Key

 = 1 goal

1. Complete the Pictogram.
2. Who scored the most goals?
3. Who scored the least number of goals?
4. How many more goals did Annie score compared to Amir?
5. How many goals were scored in total?