



Perryfields Infant School

Marking Code



Your work will be marked every day. Your teachers will use the following codes to let you know how well you have done.

You should regularly self-assess your work using the traffic lights:



I am confident



I am almost there



I need more help



What I have done well



Your next step to your learning is to



Challenge



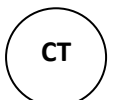
Verbal feedback given



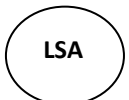
You need to practise this spelling



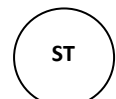
You completed this work independently



1:5 You had support from the class teacher



1:4 You had support from the Learning Support Assistant



You had a supply teacher

You can also use this code when you are marking your own work and each other's.
M.A.D = Making a difference.

Using the Purple Polishing Pens you need to reflect on the marking. Use this pen on the next page, to demonstrate your engagement with the marking. Do you need to correct your spelling? Do you need to answer the challenge? Do you need to respond to a next step? Is the work S/A, P/A or T/A?